

1000 20
 800 4
 2

THOMPSON'S Twenty four COUNTRY DANCES (for the Year 1802)

*With Figures to each as they are Performed at
 Court, Bath & all Publick Assemblies.* — Price 1^s.

L O N D O N :

Printed & Sold at the Publishers Warehouse, No. 75, St. Pauls Church Yard.

Where may be had

1000 Favorite Country Dances for the Violin German Flute or Hautboy Bound in 4 Vols	Each	3. 6
A Favorite Collection of Country Dances & Cotillons for the Harpsichord Bound	Each	3. 6
400 Favorite Minuets for the Harpsichord Violin or German Flute Bound in 1 Vol	Each	3. 6
100 Favorite Hornpipes Bound	Each	3. 6
New Instructions for the Violin, Flute & other Instruments	Each	2. -
Thompson's Elegant Duettinos for 2 German Flutes or Violins. 5 Vol	Each	4. -
Thompson's Pocket Companion for the Violin German Flute, Guitar & Fife	Each Vol	1. -

or reel
Sir David Hunter Blairs Fancy



Lady Mary Ramsey



Right hands across Left hands back
again lead down the middle up again
and turn your partent

Cast of two couple up again lead down the
middle up again sett and turn corners lead
out sides with your partner

2

Parisots Hornpipe



Musical notation for Parisots Hornpipe, consisting of four staves of music in treble clef with a key signature of one sharp (F#) and a common time signature (C). The notation includes various note values, rests, and bar lines. The piece concludes with a double bar line and the letters 'D C' written below the staff.

Change fides and back again lead down
the middle up again and allemande


The Weald of Sussex



Musical notation for The Weald of Sussex, consisting of four staves of music in treble clef with a key signature of one sharp (F#) and a common time signature (C). The notation includes various note values, rests, and bar lines.


Change fides and back again lead down
the middle up again and swing corners

The Kentish Volunteers




Hand round three on the ladies Side
The Same on the Gentleman lead down
the Middle up again & turn your Part
ners.

The Union




Change Sides & back again lead down the middle
up again & Swing corners.

Lady Charlotte Campbell's Reel



First Lady sett to the Second Gent^t turn the Third
The Gent^t do the Same, lead down the Middle up
again to the top & cast off.


Carrick Castle



Hands acrofs & back again Lead down
the Middle up again & Allemande.

Snug Moorings

Mrs Billingtons Fancy



Turn Three with the first Lady the same with
the first Gent^l lead down the Middle up a
-gain & Allemande.

Change sides & back again, lead down the
Middle up again & Poussette.

6 Farmer Clarkes Frolic



Swing your Partner with your Right Hand
and turn the Sides with your left then with
your Right and your Partner with your left lead
down the Middle up again & turn your Partner.

The Plowing Match



Hands across Quite round back again
Lead down the Middle up again and
Hands Six Round.

Nic Harrisons delight



Catton guil



Whole Figure with the top Couple lead down
the middle up again and allemand

Hands across half round and back again
lead down the middle up again. Right
and left

8

Trip to Cromer

10



Half right and left and back again
lead down the middle one Cu: and
poufsette

Tom Towells Fancy



Change sides and back again lead down the
middle up again, Hands four round at top

The Rose in June.



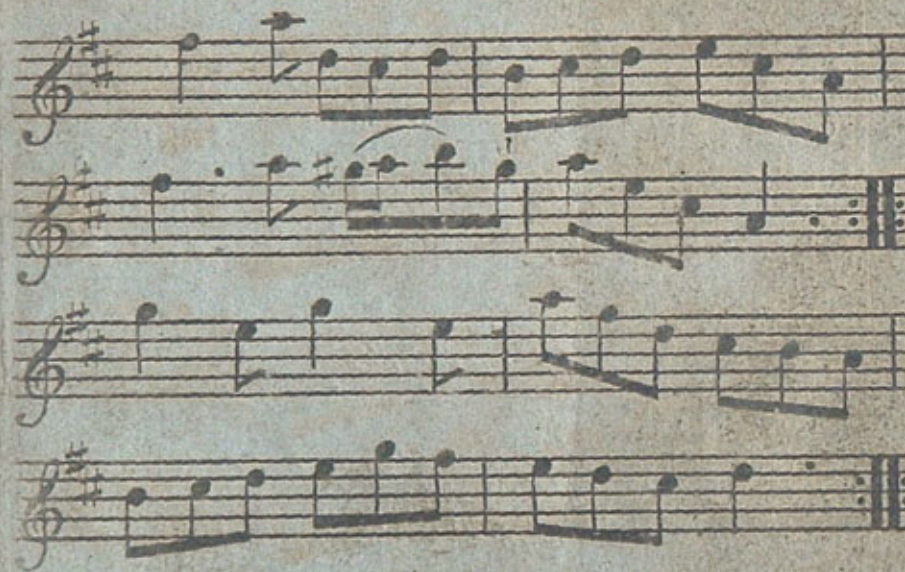
First Cu: Lead down through the Second Cu:
to the top and Hands four Round lead down
the Middle and Swing Corners.

Heigh Ho



Whole figure with the Top Cu: lead down
the Middle up again and turn your
Partner.

Honest Ben



Hands across back again lead down the
middle up again and allemande

Eyc my Dear Eye



Change sides and back again lead down the
middle up again and allemande

The Honey Moon



D.C. Minore

Half right & left & back again lead down the
Middle up again Allemande & Swing corners.

D.C.

The Bucks Motto

11



Swing your Partner with your right hand
quite Round, The second Cu: do the same, lead
down the Middle, & Allemande.

The Joke



Hands across & back again, Lead
down the Middle up again, & turn
your partner.

La Pipe de Tabac



Change Sides & back again, right hands across half
round & back again, lead down the Middle up again, &
turn Corners.