



Social Dances 2002 by Roy Goldring

Leeds RSCDS 40th Anniversary Book

including The Leeds Branch
40th Anniversary Dance
Vintage '62

Original Music by

Neil Barron, Ian Findlay,
Muriel Johnstone, Robert Mackintosh,
John Renton, Donald Ridley

Published by Leeds Branch
Royal Scottish Country Dance Society
www.rscdsleeds.org.uk

RRP £4

CONTENTS

1.	The Blue and White Quilt	Jig
2.	Brackla Hall	Reel
3.	Cathy's Wedding	Jig
4.	Crossing the Brook	Reel
5.	Dancing On	Reel
6.	The Double Diamond Strathspey	Strathspey
7.	Evelyn's Dance	Strathspey
8.	In Campbell Country	Strathspey
9.	Jack's the Lad	Strathspey
10.	The Partnership	Strathspey
11.	Rockside	Jig
12.	The Sands of Forvie	Strathspey
13.	The Scribe	Jig
14.	Sgurr Alasdair	Reel
15.	Vintage '62	Jig

Unless otherwise stated all musical arrangements are by Muriel Johnstone who has provided original music for 2 dances together with much valuable advice.

The original tunes by Neil Barron, Ian Findlay, John Renton and Donald Ridley are printed with their kind permission. I am grateful to them and also to Doug Adamson and Jimmy Clinkscale who have kindly agreed to Donald's tunes appearing here. Once again Bobby Crowe has been helpful in providing copies of traditional tunes.

Two other people have worked particularly hard. Brenda Andrews has typed the manuscript and has not complained at the number of my errors and second thoughts. Doreen has, as usual, helped with the drafting and proof reading and has managed to restrain my wilder flights of fancy. Her only recompense for many years of work is a half share in one dance.

1. The Blue and White Quilt

32 bar jig for 3 couples

Bars

- 1 - 2** 1st couple dance down the middle and stay in the centre.
- 3 - 4** 1st and 3rd couples set, 1st couple turning inwards to face up while 3rd couple advance to finish beside partner facing up.
- 5 - 8** 1st couple, followed by 3rd couple, dance up between 2nd couple and cast off to 3rd place.
3rd couple finish in 2nd place.
2nd couple step up on bars 7 - 8.
- 9 - 16** 2nd couple repeat bars 1 - 8 with 1st couple.
3rd couple step up on bars 15 - 16. Order now 3, 1, 2.
- 17 - 18** 1st woman and 3rd man (also 1st man and 2nd woman) change places giving right hands.
- 19 - 20** 2nd and 3rd women (also 2nd and 3rd men) change places giving left hands.
- 21 - 22** 1st woman and 2nd man (also 1st man and 3rd woman) change places giving right hands.
- 23 - 24** All set.
- 25 - 32** Six hands round and back.

Repeat having passed a couple.

For Barbara Peel – dancer, quilter and friend.

Tune: The Blue and White Quilt by Muriel Johnstone

The Blue and White Quilt

(Ilg)

The Blue and White Quilt

Muriel Johnstone

1 9

F Gm C⁷ F/A Dm Gm C⁷

8 16

F Dm B^b F/A F/C C⁷ F

17

B^b F/A C⁷ F B^b F/A C

24

B^b F/A C A⁷/C[#] Dm F/C C⁷ F

25

B^b F/A C⁷ F B^b F/A C C⁷

32

F Dm C A⁷/C[#] Dm F/C C⁷ F

2. Brackla Hall

32 bar reel for 5 couples

Bars

- 1 - 2** 1st 2nd and 3rd couples set.
- 3 - 4** 1st couple turn $\frac{1}{2}$ way round with right hands **while** 2nd and 3rd couples dance right hands across $\frac{1}{2}$ way to finish in the sidelines.
- 5 - 8** 1st, 3rd and 2nd couples dance clockwise $\frac{1}{2}$ way round to finish 2, 3, 1 on own sides.
- 9 - 12** 2nd man and 1st woman turn once round with right hands.
- 13 - 16** 2nd woman and 1st man turn once round with left hands.
- 17 - 20** 1st woman and 5th man turn once round with left hands.
- 21 - 24** 1st man and 5th woman turn once round with right hands.
- 25 - 26** 1st, 4th and 5th couples set.
- 27 - 28** 1st couple turn $\frac{1}{2}$ way round with left hands **while** 4th and 5th couples dance left hands across $\frac{1}{2}$ way to finish in the sidelines.
- 29 - 32** 1st, 5th and 4th couples dance anticlockwise $\frac{1}{2}$ way round to finish on own sides. Order now 2, 3, 4, 5, 1.

Repeat with from new positions.

First danced at the South Wales Branch day school, September 2001.

Tune: Highland Lassie Going to the Fair (Traditional)

Brackla Hall

(Reel)

Highland Lassie Going to the Fair

Traditional

The musical score for "Brackla Hall" is presented in four systems, each consisting of a grand staff (treble and bass clefs) and a line of chord symbols below. The key signature is one flat (B-flat major/D minor) and the time signature is 4/4. The piece is a reel, indicated by the title and the absence of a melody line. The first system covers measures 1-9, the second 8-16, the third 17-25, and the fourth 24-32. The chord progression is consistent across systems, with some variations in the second and fourth systems. The final measure of each system is marked with a double bar line and repeat dots.

System 1 (Measures 1-9):
Chords: Am, G, Am, G, Am

System 2 (Measures 8-16):
Chords: Am, G, Am, Am/C D, Em G, Am

System 3 (Measures 17-25):
Chords: Am, G, Am, G, Am

System 4 (Measures 24-32):
Chords: Am, G, Am, Am/C D, Em G, Am

3. Cathy's Wedding (and Colin's too)

32 bar jig for 4 couples

Bars

- 1 - 8** Reels of 3 on the sides. To begin:
1st couple dance in and down.
2nd couple dance out and up.
3rd couple dance in and up.
- 9 - 12** 1st woman and 3rd man change places. 1st woman crosses over passing partner by the **right** and casts off. Similarly, 3rd man crosses over passing partner by the **right** and casts up.
- 13 - 16** Similar to bars 9 – 12. 1st man and 3rd woman change places by crossing over, passing the person opposite by the **left** and casting, man down and woman up.
1st and 3rd couples finish facing in and down.
- 17 - 24** Reels of 4 on the sides - left shoulder reels on the women's side, right shoulder reels on the men's side.
NB 2nd and 4th couples dance out and up to begin.
- 25 - 28** 3rd and 1st couples dance a 1/2 figure of 8 round the standing 2nd and 4th couples respectively.
3rd and 1st couples finish facing in.
- 29 - 32** 3rd and 2nd women (also 1st and 4th women) turn 1^{1/2} times with left hands **while** 3rd and 2nd men (also 1st and 4th men) turn 1^{1/2} times with right hands.
At the end of bar 32, 3rd couple (now in 2nd place) finish facing out ready to begin the next turn.

Repeat from new positions.

Danced at Cathy and Colin Bray's wedding party in April 2002.

Tune: Miss Catherine Gray by Neil Barron

Cathy's Wedding (and Colin's too)

(Jig)

Miss Catherine Gray

Neil Barron

1 9

D G D Em A⁷ D A⁷

8 16

D G D B⁷ Em A⁷ D

17

A⁷ D E⁷ A

24

A⁷ D Em A⁷ D

25

A⁷ D E⁷ A A⁷

32

D G F^{#7} B⁷ Em A⁷ D

4. Crossing the Brook

32 bar reel for 3 couples

Bars

- 1 - 4** Half rights and lefts on the diagonal. To begin: 1st man and 2nd woman (also 2nd man and 3rd woman) change places. 3rd woman and 1st man finish facing out.
- 5 - 8** 3rd woman casts off 2 places and crosses to own place while 1st man casts up 2 places and crosses to own place.
- 9 - 12** Half rights and lefts on the diagonal. To begin: 1st and 2nd women (also 2nd and 3rd men) change places. 3rd man and 1st woman finish facing in.
- 13 - 16** 3rd man crosses at the top and casts off to place while 1st woman crosses and casts up to place.
- 17 - 24** Reels of 3 on the diagonal - 1st couple with 2nd woman, 3rd couple with 2nd man. To begin: 1st couple (also 3rd couple) pass right shoulders while 2nd woman dances up (2nd man dances down) the sidelines.
1st couple finish facing in.
2nd couple finish facing out
3rd couple finish in place.
- 25 - 28** 1st and 2nd women turn 1¹/₂ times with left hands while 1st and 2nd men turn 1¹/₂ times with right hands. 1st couple finish in the centre of the dance facing down.
- 29 - 32** 1st couple dance down between 3rd couple, divide and cast up one place.

Repeat having passed a couple.

For Ruth and Peter Thornton and the Liskeard Scottish Country Dancers.

Crossing the Brook is the title of a painting by Turner which shows the upper reaches of the River Tamar.

Tune: Robin Anderson (Orkney) by Donald Ridley

Crossing the Brook

(Reel)

Robin Anderson (Orkney)

Donald C. Ridley

1 9

A E7 A D A/C# Bm E7

8 16

A E7/G# F#m A7/E D A/C# E7 A

17 25

E E7/B A B7 E7

24 32

A E7/G# A A7 D A/C# E7 A

Copyright Chinkscale Stebelin Recording Music Co.

5. Dancing On

32 bar reel for 3 couples

Bars

- 1 - 4** 1st couple dance in, touch nearer hands, face up and cast off one place. **Meanwhile** 2nd couple set and cross up to the top. No hands are given and they 'slide' into place.
- 5 - 8** 1st couple repeat bars 1 - 4. **Meanwhile** 3rd couple set, cross up to 2nd place to finish facing out and down. Again no hands are given.
- 9 - 16** Reels of 3 on the sides. To begin:
1st couple cross up to 2nd place.
3rd couple dance out and down.
2nd couple dance in and down.
All are now on opposite sides.
- 17 - 20** 1st couple dance up the middle and cast off to 2nd place.
3rd couple step down on bars 19 - 20.
- 21 - 22** All set.
- 23 - 24** All turn partner with right hands (about a 1/2 turn) to finish in the centre facing up ready for:
- 25 - 32** Three couple promenade.

Repeat having passed a couple.

In memory of Hilda Hughes - a good companion and a happy dancer.

Tune: Aileen's Reel by Neil Barron

5. Dancing On

(Reel)

Aileen's Reel

Neil Barron

1 9

A A A⁷ D A/C[#] B⁷ E⁷

8 16

A A A⁷ D A E⁷ A

17 25

D A/C[#] A E⁷ A

24 32

D A/C[#] A D A E⁷ A

Copyright 2002 Neil Barron

6. The Double Diamond Strathspey

32 bar strathspey for 4 couples

Bars

- 1 - 8** 1st and 2nd couples (also 3rd and 4th couples) poussette right round.
- 9 - 12** 1st woman and 2nd man (also 3rd woman and 4th man) pass by the right shoulder, curve in to face each other then, pulling back right shoulders, dance out into the diagonally opposite place.
- 13 - 16** 1st man and 2nd woman (also 3rd man and 4th woman) repeat bars 9 - 12.
- 17 - 20** 1st couple dance a $1/2$ figure of 8 round 2nd couple, crossing up to begin, while 3rd couple dance similarly round 4th couple.
- 21 - 24** 2nd couple dance a $1/2$ figure of 8 round 1st couple, crossing down to begin, while 4th couple dance similarly round 3rd couple.
Order now 2,1,4,3.
- 25 - 32** 1st, 4th and 3rd couples dance the 3 couple knot.

Repeat from new positions.

For Susan and Alan Carr.

Tune: Susan and Alan Carr by Muriel Johnstone

The Double Diamond Strathspey

(Strathspey)

Susan & Alan Carr

Muriel Johnstone

1 17

F F C/E Dm Gm/B \flat C 7 F B \flat F/A Gm C 7

The first system of musical notation consists of a treble and bass clef staff. The treble staff contains a melody with eighth and sixteenth notes. The bass staff contains a harmonic accompaniment with chords. A repeat sign is present at the beginning. Measure numbers 1 and 17 are indicated above the treble staff.

8 24

F F C/E Dm Gm/B \flat C 7 F B \flat Dm Gm C 7 F

The second system of musical notation continues the melody and accompaniment. Measure numbers 8 and 24 are indicated above the treble staff.

9 25

F Am Dm F B \flat F/A Gm F Gm/B \flat C 7

The third system of musical notation continues the melody and accompaniment. Measure numbers 9 and 25 are indicated above the treble staff.

16 32

F Am Dm F Gm/B \flat Gm G/B F/C C 7 F

The fourth system of musical notation concludes the piece. Measure numbers 16 and 32 are indicated above the treble staff.

7. Evelyn's Dance

32 bar strathspey for a 3 couple set

Bars

- 1 - 4** 1st couple cross giving right hands, cast off one place and dance in to face their **2nd** corners. 2nd couple step up on bars 3 - 4.
- 5 - 16** *Dance to each corner and set.*
- 5 - 6** 1st couple and 2nd corners change places passing right shoulders. 2nd corners meet in the middle and pass right shoulders to face partner (in the next corner position anticlockwise). 1st corners set.
- 7 - 8** 2nd corners and 1st corners change places with partner passing right shoulders. 1st corners meet in the middle and pass right shoulders to face 1st couple i.e. 2nd man faces 1st woman and 3rd woman faces 1st man. 1st couple set.
- 9 - 10** 1st corners and 1st couple change places passing right shoulders. 1st couple meet in the middle and pass right shoulders to face their 2nd corners. 2nd corners set.
- 11 - 16** Repeat bars 5 - 10 from new positions **but** on bars 15 - 16 1st couple turn their 1st corners about 1/2 way round with right hands to finish in the sidelines.
Order now 3,1, 2 with 2nd and 3rd couples on opposite sides.
- 17 - 20** 1st corners dance across the set passing their (standing) partner by the right and cast, woman down and man up, to finish in their correct corner places. 1st couple follow their 1st corners, dance **towards** 2nd place on opposite sides and pull back right shoulders.
- 21 - 24** 1st couple turn 1 1/2 times with left hands to finish in 2nd place in own sidelines facing 2nd corners.
- 25 - 28** Similar to bars 17 - 20. 2nd corners dance across the set passing the (standing) person opposite by the **left** and cast, woman up and man down, to finish in their correct corner places. 1st couple follow their 2nd corners and dance to 2nd place on opposite sides.
- 29 - 32** 1st couple cross giving left hands and cast off one place.
3rd couple step up on bars 31 - 32.

Repeat with new top couple.

Note: *Dance to each corner and set* is a John Drewry figure.

A birthday surprise for Evelyn Ramwell.

Tune: Evelyn's Strathspey by John Renton

Evelyn's Dance

(Strathspey)

Evelyn's Strathspey

John Renton

D
D7 G D/F# D G D/F# E7/G# A7

D D7 G D/F# D G A7 D

F#7 Bm Bm/D F# Bm A E7 A7

D D7 G D/F# D G A7 D

Copyright 2000 John Renton

8. In Campbell Country

32 bar strathspey for 4 couples

Bars

- 1 - 2** 1st 2nd and 3rd couples set, advancing on bar 2, to meet partner.
- 3 - 8** Taking nearer hands, all dance up slightly then 1st couple followed by 2nd and 3rd couples, cast off on own sides.
1st couple meet in 3rd place, dance up to the top and face out.
2nd couple follow and finish in the centre facing up.
3rd couple finish in own place.
- 9 - 12** 1st and 2nd women turn 1 $\frac{1}{2}$ times with right hands while 1st and 2nd men turn 1 $\frac{1}{2}$ times with left hands to change places.
- 13 - 16** Half figures of 8 - 1st woman crosses up and finishes in the sideline facing down while 1st man crosses down and finishes in the sideline facing up.
- 17 - 18** 1st couple set to 2nd corners. On bar 18 1st couple pull back left shoulder to face each other.
- 19 - 20** 1st couple set, pulling back left shoulder on bar 20 to face 1st corners.
- 21 - 22** 1st couple set to 1st corners.
- 23 - 24** Pulling back right shoulder, 1st couple dance a petronella turn to finish with 1st man between 2nd couple facing 2nd woman and 1st woman between 3rd couple facing 3rd man.
- 25 - 30** Reels of 3 across the dance. To begin: 1st man and 2nd woman (also 1st woman and 3rd man) pass right shoulders.
2nd couple finish in top place.
1st couple finish side by side in 2nd place in the centre of the dance facing down.
3rd couple finish in own place facing out.
- 31 - 32** 1st couple dance down to 4th place and 'slide' into place. 3rd and 4th couples dance up one place.

Repeat from new positions.

For Dorothea Campbell, J'Ina and John Middleton, and June and Sam Shore, who made us welcome on our visit to Hamilton.

Tune: Miss Barbara Cunningham by Robert Mackintosh

In Campbell Country

(Strathspey)

Miss Barbara Cunningham's Strathspey

Robert Mackintosh

1 17

G G/B C A7/C# D G G/B Am/C D7 G

8 24

G Em7 C A7/C# D G G/B Am D7 G

9 25

G G/B C G D7/F# G D G C G/B Am D7 G

16 32

G D Em Bm C G D7 G/B G C/E G/D D7 G

9. Jack's the Lad OR The Nonagenarian

32 bar strathspey for a 3 couple set

Bars

- 1 - 4** 1st couple dance in, touch nearer hands as they face up and cast off one place. 2nd couple step up on bars 3 - 4.
- 5 - 8** Right hands across - 1st woman with 2nd couple, 1st man with 3rd couple. On bar 8, 1st couple approach each other and pull back right shoulders.
- 9 - 12** 1st woman casts off around 3rd woman and dances up the centre while 1st man casts up around 2nd man and dances down the centre.
- 13 - 16** Left hands across - 1st woman with 2nd and 3rd men, 1st man with 2nd and 3rd women. 1st couple finish facing 1st corners.
- 17 - 20** 1st couple set to 1st corner and 2nd corner. On bar 20 1st couple pull back right shoulder to face up and down the dance.
- 21 - 24** 1st couple set and, giving right hands, cross up and down the dance to finish with 1st woman facing up between 2nd couple and 1st man facing down between 3rd couple.
- 25 - 30** Reels of 3 across the dance. To begin: 1st and 2nd women (also 1st and 3rd men) pass right shoulders.
- 31 - 32** 1st couple cross down to 3rd place. 3rd couple dance up the sidelines to 2nd place.

Repeat from new positions.

For Jack Brown's ninetieth birthday.

Tune: Lochgilphead by Ian Findlay

Jack's the Lad OR The Nonagenarian (Strathspey)

Lochgilphead

Ian Findlay

1 17

D D Em D A⁷ D

8 24

D D Em D Em D A⁷ D

9 25

D Em A⁷ D A⁷ D

16 32

D Em A⁷ D Em D A⁷ D

Copyright 1976 Ian Findlay

10. The Partnership

96 bar strathspey for 4 couples in a square set

Bars

- 1 - 4** All reel halfway round the set passing partner by the right to begin i.e. a 1/2 grand chain without hands.
- 5 - 8** All set to partner and, pulling back right shoulders on bars 6 - 7, set to corner.
- 9 - 12** Repeat bars 1 - 4 passing corner by the right to begin.
- 13 - 16** Similar to bars 5 - 8 but set to corner then partner. All finish facing in.
- 17 - 24** Half clover leaf. Each woman dances round the man diagonally on her left, keeping him on her left, and into his partner's place. Repeat round the next man to finish in opposite woman's place, i.e. 1st woman dances round 2nd and 3rd men.
- 25 - 32** Similar to bars 17 - 24. Each man dances round the woman diagonally on his right and his partner (now in opposite place), keeping them both on his right, to finish beside partner.
- 33 - 36** 1st and 3rd couples turn partners halfway round with right hands and, with women leading, dance (chase) clockwise inside the set. 1st woman passes 2nd man by the left while 1st man dances between 2nd couple to face anticlockwise. 3rd couple dance similarly round 4th couple.
- 37 - 40** With men leading, 1st and 3rd couples dance anticlockwise inside the set to finish in the centre of the dance with 1st couple facing 4th couple and 3rd couple facing 2nd couple. (*See figures under the music on opposite page*)
- 41 - 48** Reels of 4 across the set. On bars 47 - 48 1st and 3rd couples cast to the right to finish in original places.
- 49 - 64** 2nd and 4th couples repeat bars 33 - 48. 2nd couple (in 4th place) dance round 1st couple and face 3rd couple at the end of bar 56. 4th couple dance similarly round 3rd couple.
This reel of 4 is up and down the set with 2nd and 4th couples casting to original places
- 65 - 68** 1st and 3rd couples dance 1/2 rights and lefts up and down the set.
- 69 - 72** 1st woman and 2nd man dance 1/2 rights and lefts with 4th man and 3rd woman on the diagonal.
- 73 - 76** 4th man and 2nd woman dance 1/2 rights and lefts with 4th woman and 2nd man across the set.
- 77 - 80** 4th woman and 3rd man dance 1/2 rights and lefts with 1st man and 2nd woman on the diagonal.
All face corners at the end of bar 80.
- 81 - 84** All set to and turn corner with both hands and finish facing partner (no extra turns).
- 85 - 88** All set to and turn partner opening out ready for:
- 89 - 96** Eight hands round and back.

The Partnership

(Strathspey)

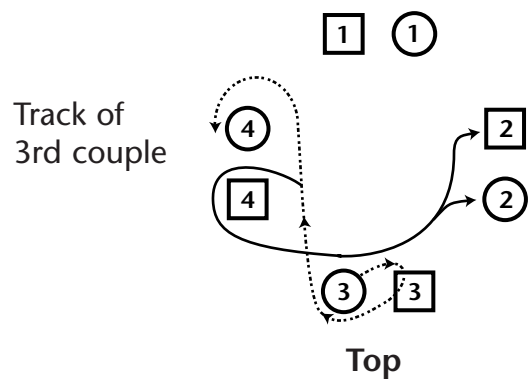
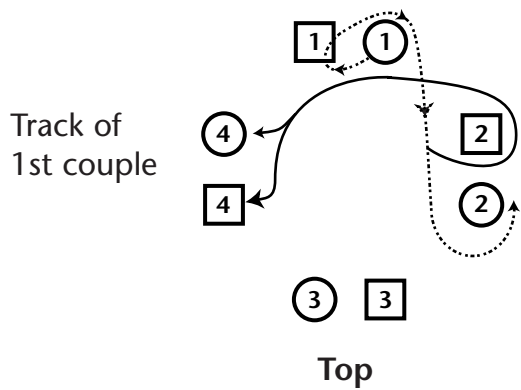
Miss Trotter

Traditional

Chord progressions for the piano accompaniment:

- System 1: A D A/C# Bm E A D Bm E7 A
- System 2: A D A/C# Bm E A D Bm E7 A
- System 3: A D A/C# Bm E A D A/C# Bm E7 A
- System 4: A D A/C# Bm E7 A Bm D A/E E7 A

Figures Bars 33 - 40



11. Rockside

96 bar jig for 4 couples in a square set

Bars

- 1 - 8** The women dance in and pull back right shoulders (2 bars), dance out (2 bars) and cast clockwise halfway round the set to opposite places (e.g. 1st woman to 3rd woman's place).
- 9 - 16** The women dance figures of 8. They dance in front and then behind their 'new' partners and 'new' corners (e.g. for 1st woman the 'new' partner and corner are 3rd and 2nd men respectively).
- 17 - 24** The men repeat bars 1 - 8 but pull back left shoulders at the end of bar 18 and cast anticlockwise to finish beside their partners.
- 25 - 32** The men dance figures of 8. They dance in front and then behind their 'real' partners and corners.
All are now on the opposite sides of the set.
- 33 - 40** 1st and 3rd couples dance rights and lefts - both couples finish facing anticlockwise.
- 41 - 48** Chase with parallel loops. 1st woman dances behind 4th couple then into the centre, around 4th woman (keeping her on the left) and back to the outside of the set between 4th couple (the loop) and on to own place. 1st man follows his partner but loops round 4th man (keeping him on the left) and dances back to the outside of the set to follow his partner to his own place.
3rd couple dance similarly round 2nd couple to return to own place.
(See figures under the music on opposite page)
- 49 - 64** 2nd and 4th couples repeat bars 33 - 48 to return to own places. In bars 56 - 64, 2nd couple dance behind 3rd couple while 4th couple dance behind 1st couple.
- 65 - 72** The women dance right hands across and left hands across to places.
- 73 - 80** The men dance **left** hands across and right hands across to places but finish facing their corners.
- 81 - 82** All set to corners.
- 83 - 84** Pulling back right shoulders on bar 83, all set to partners.
- 85 - 88** All turn partners with right hands (about 1¹/₄ times) to finish in promenade hold facing anticlockwise.
- 89 - 96** All promenade around the set. On bar 95, all release right hands for the men to lead partners to original places ready for bows and curtseys.

Rockside is the name of Kathleen and Robert Rushton's house.

First danced at NW Craven Day School on Robert's birthday.

Rockside

(Iig)

Miss F. Powers

Traditional

1 17

A F#m Bm E7 B7 E7

8 24

A A7/C# Bm/D Bm E7 A

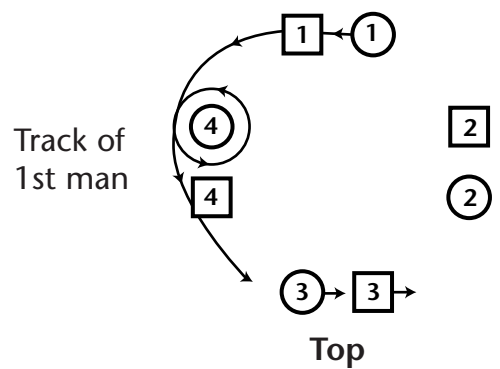
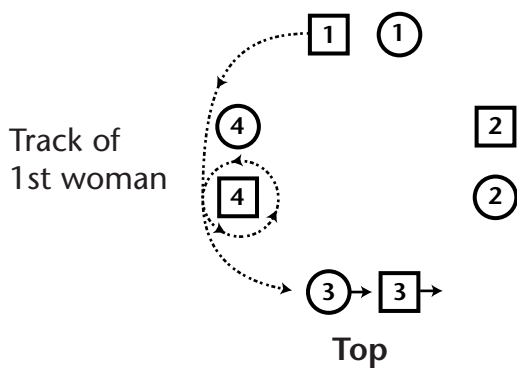
9 25

A E7/G# F#m A/C# D Bm E7/G# E7

16 32

A D E7 Fdim A/E E7 A

Figures Bars 41 - 48



12. The Sands of Forvie

32 bar strathspey for a 3 couple set

Bars

- 1 - 4** 1st and 2nd couples dance 4 hands round to the left finishing in place.
5 - 8 1st and 2nd couples set. 1st couple cross down to 2nd place (no hands given) and face out. 2nd couple cast up to the top.
- 9 - 12** 1st couple turn 1st corners with right hands and partner with left hands (about $\frac{3}{4}$ turn) to finish side by side ready for:
- 13 - 16** Right hands across, 1st woman with 2nd couple, 1st man with 3rd couple. On bar 16, 1st couple pass left shoulders to finish in the opposite sideline facing out.
- 17 - 20** 1st couple turn 2nd corners with **left** hands and partner with right hands (about $\frac{3}{4}$ turn) to finish side by side ready for:
- 21 - 24** Left hands across, 1st man with 2nd couple, 1st woman with 3rd couple. 1st couple finish in 2nd place on own side.
- 25 - 26** 1st and 3rd couples set.
27 - 28 1st woman dances down and curves to the left into 3rd place as 3rd woman casts up to 2nd place. At the same time, 1st man casts off as 3rd man dances up and curves to the left into 2nd place ready for:
- 29 - 32** 3rd and 1st couples dance 4 hands round to the **right**.

Repeat with new top couple.

Note: At the end of bar 32, 3rd couple should be ready to flow into 4 hands round to the left with the new top couple.

In memory of Margaret Kendall, dancer, teacher and artist.

Margaret loved Forvie in Aberdeenshire. This nature reserve has a vast expanse of sand dunes beneath which lies a village buried in a sandstorm over 400 years ago.

Tune: The Minister of Birse (Traditional)

The Sands of Forvie

(Strathspey)

The Minister of Birse

Traditional

1 17

D G A⁷ D D/F[#] Em D/F[#] Em/G A⁷ D A⁷

8 24

D G A⁷ D D/F[#] Em D Em/G A⁷ D A⁷

9 25

D D/F[#] Em/G A⁷ D Bm E⁷ A⁷

16 32

D D/F[#] Em A⁷ Bm G D/F[#] D Em/G A⁷ D

13. The Scribe

32 bar jig for 3 couples

Bars

- 1 - 2** 1st and 2nd women change places with left hands while 1st and 2nd men change places with right hands.
- 3 - 4** 1st and 3rd women change places with right hands while 1st and 3rd men change places with left hands.
3rd couple finish facing out.
- 5 - 8** Half reels of 3 on the sides. To begin:
1st couple dance in and up.
3rd couple dance out and down.
2nd couple dance in and down.
- 9 - 10** 1st couple cross giving right hands and face out.
- 11 - 16** 1st couple and 2nd couple (now in 3rd place) change places with the capstan i.e. 1st couple cast off two places, dance up to the top and cast off again while 2nd couple dance up to the top, cast off and dance up to the top, 'sliding' into place.
- 17 - 20** 1st woman and 3rd man turn 1¹/₂ times with left hands while 1st man and 3rd woman turn 1¹/₂ times with right hands. 1st couple finish in the centre of the dance in 2nd place facing up. 3rd couple finish in own place facing in and up.
(NB hands should be released before the end of bar 20).
- 21 - 24** 1st woman dances left hands across with 2nd and 3rd men while 1st man dances right hands across with 2nd and 3rd women. 1st couple finish facing 2nd corners. At the end of bar 24, 1st woman should pull back left shoulder to face 3rd man.
- 25 - 26** 1st couple set to 2nd corners.
- 27 - 28** Moving to the right on bar 27, 1st couple set to 1st corners.
- 29 - 32** 1st woman crosses up and casts off to 2nd place on own side while 1st man crosses down and casts up to 2nd place on own side.

Repeat having passed a couple.

Note: During the capstan (bars 11 -16) 1st and 2nd couples join nearer hands with partners briefly as they dance up the middle.

For Alec Green. His newsletters for Leeds SCDC have caused many a chuckle.

Tune: Dick Cowen's Favourite by Donald Ridley

The Scribe

(Jig)

Dick Cowen's Favourite

Donald Ridley

1 9

F F⁷/C B^b F B^b F G⁷ C⁷

8 16

F F⁷/C B^b F/A C⁷ F

17

F B^b F Gm F Gm C⁷

24

F B^b C⁷ F C⁷ F

25

F B^b F/A Gm F Gm C⁷

32

F F⁷/C B^b F/A C⁷ B^b F

14. Sgurr Alasdair

32 bar reel for 5 couples

Bars

- 1 - 8** 1st, 2nd and 3rd couples dance reels of 3 on the sides. To begin:
1st couple dance in and down.
2nd couple dance out and up.
3rd couple dance in and up.
- 9 - 12** 1st couple dance down between 2nd and 3rd couples, divide and cast up to 2nd place finishing just in from the sidelines.
2nd couple step up on bars 11 - 12.
- 13 - 16** 1st and 3rd women turn 1¹/₂ times with left hands while 1st and 3rd men turn 1¹/₂ times with right hands.
1st couple finish in 3rd place facing out.
- 17 - 24** 1st, 4th and 5th couples dance reels of 3 on the sides. To begin:
1st couple dance out and down.
4th couple dance in and up.
5th couple dance out and up.
1st couple finish in 3rd place facing out.
- 25 - 28** 1st couple cast off 2 places and dance up the middle to 4th place, finishing facing out. 4th couple step up on bars 27 - 28.
- 29 - 32** 1st and 5th women turn 1¹/₂ times with right hands while 1st and 5th men turn 1¹/₂ times with left hands.

Repeat, with new top couple.

For Alastair MacFadyen.

Sgurr Alasdair is the highest peak in the Cuillin of Skye.

Tune: Gillan's Reel (Traditional)

Sgurr Alasdair

(Reel)

Gillian's Reel

Traditional

1 17

A E7/G# A E7 A D A/C# E7

8 24

A E7/G# A E7 A/C# D E7 A

9 25

F#m E D A F#m Bm B7/D# E7

1. 16 2. 32

F#m E D E7 A D E7 A E7 E7 A

15. Vintage '62

32 bar jig for 4 couples

Bars

- 1 - 8** 1st couple, followed by 2nd and 3rd couples, dance down between 4th couple, divide and cast up the sidelines.
On bar 8:
1st couple dance down to finish in 2nd place in the centre facing down.
2nd couple finish in top place.
3rd couple finish in own place ready for:
- 9 - 16** Three hands across and back on the sides. 2nd, 1st and 3rd women dance left hands across and right hands across while 2nd, 1st and 3rd men dance right hands across and left hands across.
2nd couple finish at the top facing out.
1st couple finish in 2nd place in the centre facing up.
- 17 - 24** Reel of 3 across the dance. To begin: 1st couple (in promenade hold) pass 2nd woman by the right shoulder.
1st couple finish as in bar 16.
- 25 - 28** 1st couple lead up to the top, cast to 3rd place and dance in slightly.
3rd couple step up on bars 27 - 28.
- 29 - 32** 1st and 4th women turn 1½ times with left hands while 1st and 4th men turn 1½ times with right hands.

Repeat from new positions.

In celebration of Leeds Branch 40th Anniversary, June 2002

Tune: The Belfast Almanac (Traditional)

Vintage '62

(lig)

The Belfast Almanack

Traditional

1 9

G D C G/B G D7/F# G D7/F#

8 16

G C Am D C D7 G

17

G G/B G7 C

24

G/B C G G/B C D7 G

25

G D7/F# G D7/F# G C A7/C# D

32

G D7/F# G G7/D C D7 G

LEEDS BRANCH RSCDS

For more information on

Leeds Branch Publications

Classes

Day Schools

Social Dances

News

visit our web site

www.rscdsleeds.org.uk